



## INSTRUCTIONS FOR COMPLETING THE PASS APPLICATION FORM

You will find attached the *Pass Application* form, which allows you to submit an initial application (new application), renew your card or apply for a card for your spouse<sup>1</sup>.

*Important: Persons 17 years of age and under do not need to apply. As of January 1, 2018, admission to Parks Canada sites is free for youth 17 years and under.*

1. Read the instructions.
2. Fill in the sections of the form that apply to you.
3. Sign the form.
4. Return the form with a copy of your **birth certificate** (or your baptismal certificate) and a **photo** of yourself (and of your spouse, if applicable).

### DEFINITIONS

"**Expropriated person**" refers to the owner of land, a residence or cottage that was expropriated to create Forillon National Park.

"**Applicant**" refers to the person submitting the pass application who must be a descendant of an expropriated person.

"**Eligible parent**" refers to the applicant's biological or adoptive parent who is a descendant of an expropriated person.

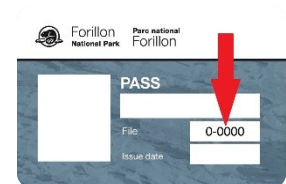
### INSTRUCTIONS

#### Section 1 – Applicant information

Please indicate the type of application (*Initial with spouse, Initial without spouse or Addition of spouse*). To apply for a card for your spouse, you must provide your spouse's first and last name in the applicable section. Please be sure to include your spouse's photo in your application.

#### Section 2 – Information on the applicant's eligible parent

This section must be completed if you have the eligible parent's file number (indicated on the pass). If you do not have your parent's file number, do not complete this section and skip to Section 3.



#### Section 3 – Information on the applicant's complete line of descent

This section must **only** be completed if you do not have the eligible parent's file number (required in Section 2). Enter the information requested, starting with the expropriated person (1st generation) and tracing the family line of descent back to you (the applicant).

#### Section 4 – Declaration

This section is mandatory.



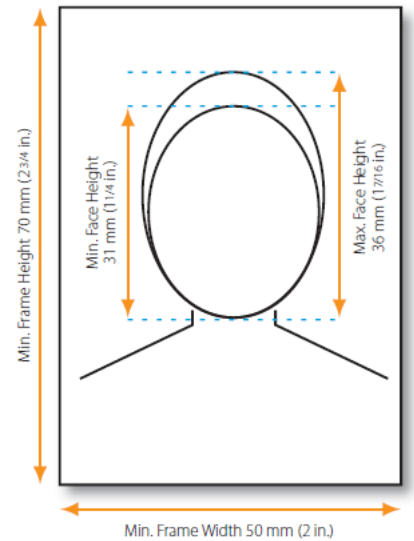
<sup>1</sup> Note: Use of masculine pronoun to facilitate reading.



## PHOTO REQUIREMENTS

The photo submitted for the pass must be:

- an accurate representation of your current appearance (taken within the last 12 months);
- centred, with your face and the top of your shoulders facing the camera;
- clear, well-defined and in focus;
- 50 mm wide by 70 mm long (2 inches wide by 2 3/4 inches long) and sized so that face height is between 31 mm (1 1/4 inches) and 36 mm (1 7/16 inches) from the chin to the top of the head (see example);
- in electronic (JPEG) or paper format;
- in colour or black and white;
- on a plain white or very light background.



## IS YOUR APPLICATION COMPLETE?

- The form is filled out: sections 1 and 2 OR sections 1 and 3.
- The form is signed in Section 4.
- You have included a copy of your birth certificate OR baptismal certificate.
- You have included your photo (and a photo of your spouse, if applicable).

## SENDING YOUR REQUEST


By mail:

**Pass Application**  
**Forillon National Park**  
**122 Gaspé Boulevard**  
**Gaspé QC G4X 1A9**

By email:

[info-expropriation.forillon@pc.gc.ca](mailto:info-expropriation.forillon@pc.gc.ca)

## FOR MORE INFORMATION

 By phone  
 418-368-5505

 By email  
[info-expropriation.forillon@pc.gc.ca](mailto:info-expropriation.forillon@pc.gc.ca)

 Online  
<https://www.pc.gc.ca/en/pn-np/qc/forillon/visit/permis-permits>



# Pass Application

File number:

(Internal use only)

**Please print.**

## SECTION 1: Applicant information

Type of Pass Application      Initial with spouse       Initial without spouse       Addition of spouse

Applicant's last name \_\_\_\_\_ Applicant's first name \_\_\_\_\_

Address (number, street, apartment) \_\_\_\_\_ City \_\_\_\_\_ Province \_\_\_\_\_ Postal code \_\_\_\_\_

Home phone number \_\_\_\_\_ Other number \_\_\_\_\_ Country \_\_\_\_\_ Email \_\_\_\_\_

Date of birth \_\_\_\_\_ Sex F  M  Place of birth (city, province, country) \_\_\_\_\_

### SPOUSE CARD APPLICATION (optional)

Spouse's last name \_\_\_\_\_ Spouse's first name \_\_\_\_\_

## SECTION 2: Information on the applicant's eligible parent (biological or adoptive parent)

(Complete only if you have the eligible parent's file number. Otherwise, do not complete and skip to Section 3).

Parent's last name \_\_\_\_\_ Parent's first name \_\_\_\_\_ Parent's file number \_\_\_\_\_

## SECTION 3: Applicant's complete line of descent

(Complete only if you do not have the eligible parent's file number required in Section 2).

1st generation – EXPROPRIATED PERSON      EXPROPRIATED PERSON'S SPOUSE

Last name \_\_\_\_\_ Last name \_\_\_\_\_

First name \_\_\_\_\_ First name \_\_\_\_\_

2nd generation – EXPROPRIATED PERSON'S CHILD

Last name \_\_\_\_\_ First name \_\_\_\_\_

3rd generation – EXPROPRIATED PERSON'S GRANDCHILD

Last name \_\_\_\_\_ First name \_\_\_\_\_

4th generation – EXPROPRIATED PERSON'S GREAT-GRANDCHILD

Last name \_\_\_\_\_ First name \_\_\_\_\_

5th generation – EXPROPRIATED PERSON'S GREAT-GREAT-GRANDCHILD

Last name \_\_\_\_\_ First name \_\_\_\_\_

6th generation – EXPROPRIATED PERSON'S GREAT-GREAT-GREAT-GRANDCHILD

Last name \_\_\_\_\_ First name \_\_\_\_\_

## Section 4: Declaration

**TO BE COMPLETED BY THE APPLICANT – DECLARATION** – I declare that all the information provided in this application is accurate.

Month \_\_\_\_\_ Day \_\_\_\_\_ Year \_\_\_\_\_ Signed at (City) \_\_\_\_\_ Province \_\_\_\_\_

Applicant's signature \_\_\_\_\_

**Privacy** – All personal information provided in this application form is protected and will be used in accordance with the **Privacy Act**.

Internal use only

Application Accepted  Denied  Signature \_\_\_\_\_ Date \_\_\_\_\_